






Positioning System PSE/PSS/PSW

PSE - 302-8V - CA - 0 - 0 - 0 - 54

Design

PSE (Effecient)
 PSS (Stainless)
 PSW (Washable)

Type

30: Horizontal 
 31: Vertical 
 32: Horizontal 
 33: Vertical 
 34: Horizontal¹ 

Torque (see table)

1 Nm
 2 Nm
 5 Nm
 10 Nm
 18 Nm
 25 Nm¹

Output shaft ø mm (see table)

8
 14

Shaft type (see table)

V: Solid¹⁰
 H: Hollow

Bus communication

CA: CANopen	EC: EtherCAT
DP: PROFIBUS DP	PN: PROFINET
DN: DeviceNet ²	EI: EtherNet/IP
MB: Modbus RTU ²	PL: POWERLINK
SE: Sercos	IO: IO-Link

Electrical connections

O: Standard
 T: Standard with jog keys^{3,4}
 Y: Plug-in, Y-encoded²
 Z: Plug-in, Y-encoded with jog keys^{2,3}

Brake

O: Without
 M: With⁵

Certification

O: CE
 N: NRTL + CE
 S: STO + CE without test pulses⁶
 T: STO + CE with test pulses⁶
 Y: STO + NRTL without test pulses⁶
 Z: STO + NRTL with test pulses⁶

Protection class

54: IP54⁷
 65: IP65⁸
 68: IP68⁹

- ¹ Only for PSE.
- ² Not for PSE 34.
- ³ Not for PSE 31.
- ⁴ Always via an extra connector plug, not for IO-Link or PSW.
- ⁵ Only 14 mm output shafts
- ⁶ Only for IP 65. Not for PSE 34. Only for EtherCAT, PROFINET, EtherNet / IP, only on request.
- ⁷ Only for PSE, PSE 34, only IP 65.
- ⁸ For PSS. For PSE 30 / 31 / 32 / 33 on request.
- ⁹ Only for PSW
- ¹⁰ Not available for PSE

Standard equipment (connections)

- Always provided with 3 plugs/sockets (not for IO-Link or Y-encoded connector)
- Address switches always provided (also IE-buses, not for IO-Link)

Design	Key	Torque	Output shaft
PSE PSS PSW	30 1-8 2-8 5-8 1-14 2-14 5-14	1 = 1 Nm 2 = 2 Nm 5 = 5 Nm	8 = 8 mm hollow shaft 8V = 8 mm solid shaft 8H = 8 mm hollow shaft 14 = 14 mm hollow shaft 14V = 14 mm solid shaft 14H = 14 mm hollow shaft
PSE PSS PSW	31 1-8 2-8 5-8 1-14 2-14	1 = 1 Nm 2 = 2 Nm 5 = 5 Nm	8 = 8 mm hollow shaft 8V = 8 mm solid shaft 8H = 8 mm hollow shaft 14 = 14 mm hollow shaft 14V = 14 mm solid shaft 14H = 14 mm hollow shaft
PSE PSS PSW	32 2-14 5-14 10-14 18-14	2 = 2 Nm 5 = 5 Nm 10 = 10 Nm 18 = 18 Nm	14 = 14 mm hollow shaft 14V = 14 mm solid shaft 14H = 14 mm hollow shaft
PSE PSS PSW	33 2-14 5-14 10-14 25-14	2 = 2 Nm 5 = 5 Nm 10 = 10 Nm 25 = 25 Nm	14 = 14 mm hollow shaft 14V = 14 mm solid shaft 14H = 14 mm hollow shaft
PSE	34 10-14 18-14	10 = 10 Nm 18 = 18 Nm	14 = 14 mm hollow shaft