





# Positioning System PSD

41 - 3-14H - 2 - CA - 0 - 50 - 1 - 0

**Type**

- 40: Horizontal 
- 41: Vertical 
- 42: Horizontal 
- 43: Vertical 

**Torque (see table)**

- 1 Nm
- 2 Nm
- 3 Nm
- 6 Nm
- 8 Nm

**Output shaft ø mm (see table)**

- 5
- 8
- 14

**Shaft type (see table)**

- V: Solid
- H: Hollow

**Rotation shaft / Housing (see table)**

- S: Direct or 0°
- 1: 90°
- 2: 180°
- 3: 270°

**Bus communication**

- CA: CANopen
- IO: IO-Link
- PN: PROFINET
- EC: EtherCAT
- EI: EtherNet / IP

**Electrical connections**

- 0: Standard<sup>2</sup>

**Protection class**

- 50: IP50
- 65: IP65<sup>3</sup>

**Software modules**

- 1: Standard
- M: With modulo function<sup>4</sup>
- S: With changeover of parameter set<sup>4</sup>
- P: With target speed in process data<sup>4</sup>
- Z: With modulo function and changeover of parameter set and target speed in process data<sup>4</sup>

**Certificates**

- 0: CE + UKCA

1 For CANopen and IO-Link, others on request.  
 2 Standard equipment: 3 plugs / sockets with IO-Link: 1 plug.  
 3 IP 65 installed (motor shaft IP 50).  
 4 Only for IO-Link devices.

**Type PSD 40 & 41**

Key		Torque	Output shaft	Rotation shaft / Housing
1-5V	Direct	1 = 0,8 Nm	5V = 5 mm solid shaft	S: Direct or 0°
1-8H 1-14H	Direct	1 = 0,8 Nm	8H = 8 mm hollow shaft 14H = 14 mm hollow shaft	S: Direct or 0° 1: 90° 2: 180° 3: 270°
3-8H 3-14H	With gearbox	3 = 3 Nm	8H = 8 mm hollow shaft 14H = 14 mm hollow shaft	S: Direct or 0° 1: 90° 2: 180° 3: 270°

**Type PSD 42 & 43**

Key		Torque	Output shaft	Rotation shaft / Housing
2-8V	Direct	2 = 2 Nm	8V = 8 mm solid shaft	S: Direct or 0°
2-8H 2-14H	Direct	2 = 2 Nm	8H = 8 mm hollow shaft 14H = 14 mm hollow shaft	S: Direct or 0° 1: 90° 2: 180° 3: 270°
6-14H	With gearbox	6 = 6 Nm	14H = 14 mm hollow shaft	S: Direct or 0° 1: 90° 2: 180° 3: 270°
8-14H	With gearbox	8 = 8 Nm	14H = 14 mm hollow shaft	S: Direct or 0° 1: 90° 2: 180° 3: 270°