

Attachment Screws

Application:


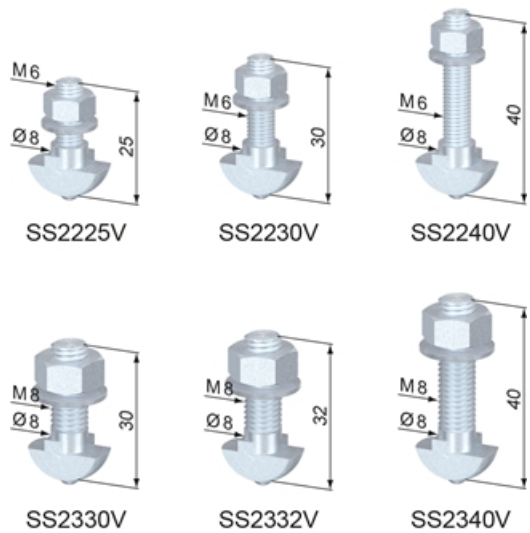

Attaching accessories and sheet material to profiles. The twist-in attachment screw, with an anti-twist feature, can be fixed in the profile groove at any point and is held in position by a spring-loaded ball.

Supply:

- 1 x hexagon nut M6 (M8), DIN 934, Zn
- 1 x washer M6 (M8), DIN 125
- 1 x attachment screw M6 (M8) x L

Material: Steel, zinc-plated

System: 40



Variant Data

Designation	Description	Weight (g)
SS2225V	Attachment Screw M6 / L 25	12
SS2230V	Attachment Screw M6 / L 30	12
SS2240V	Attachment Screw M6 / L 40	15
SS2330V	Attachment Screw M8 / L 30	20
SS2332V	Attachment Screw M8 / L 32	20
SS2340V	Attachment Screw M8 / L 40	22