

Conveyor Stand TB80 Double

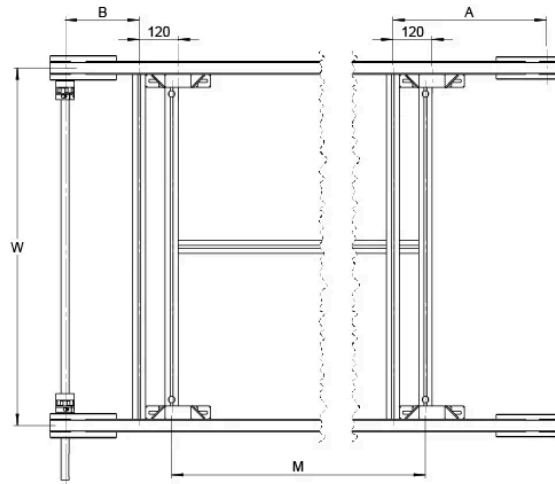
Aluminium profile stand to match Rollco Timing belt conveyors. Available with adjustable fixable feet. Configure your stand together with the timing belt conveyor in our CAD-configurator.

Values shown under "General data" indicates min and max values in mm according to our standard configurations. For other designs, please contact Rollco.

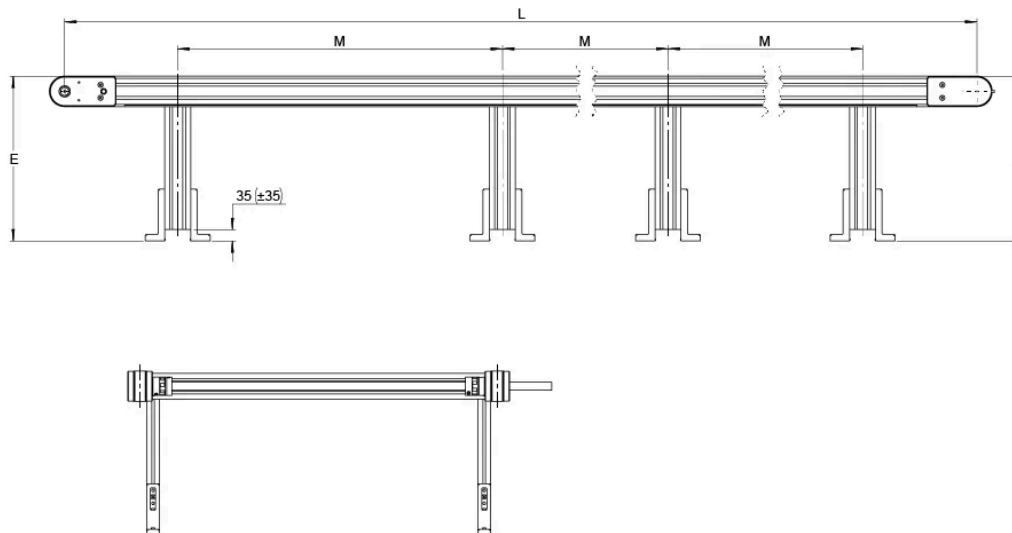


General Data

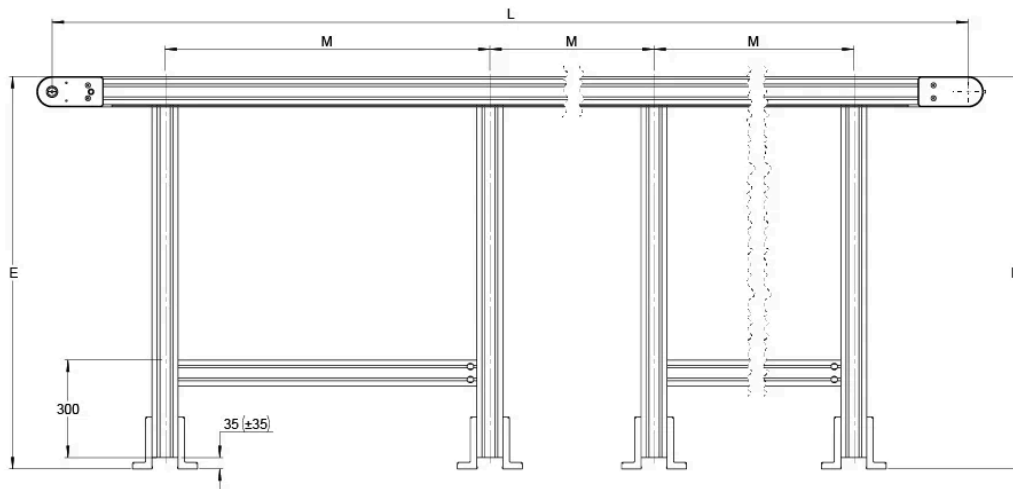
Stand TB80 Double Timing Belt Conveyor



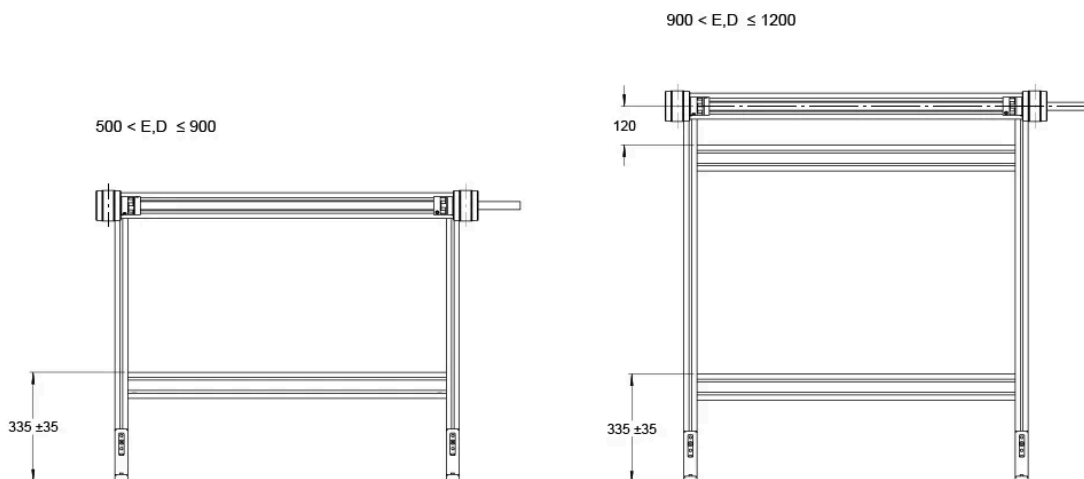
Stand TB80 Double Timing Belt Conveyor
 $450 \leq E, D \leq 500$



Stand TB80 Double Timing Belt Conveyor
500 < E,D ≤ 1200



Stand TB80 Double Timing Belt Conveyor



Designation	Profile Width	Profile Height	Total Length (L)	Total Width (W)	CC (w)
TB80-double-stand	40	80	max 6000	max 2000	max 2000

Designation	No. of parallell units	A	B	D	E	M
TB80-double-stand	2	360-670	180-280	450-1200	450-1200	240-1200