

## Hinge System with Catch

For surface elements and aluminium profiles with cap.  
Catch keeps doors and flaps open at 85° or 175° or reliably shut.

Material: Housing = Plastic (PA), fibreglass reinforced; Pin = Stainless steel

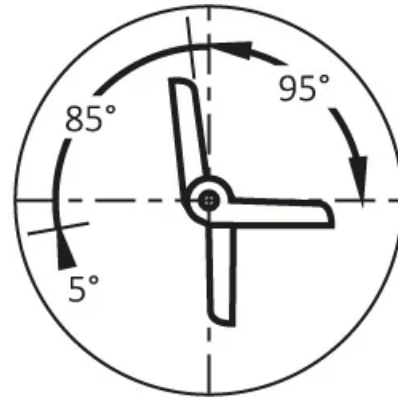

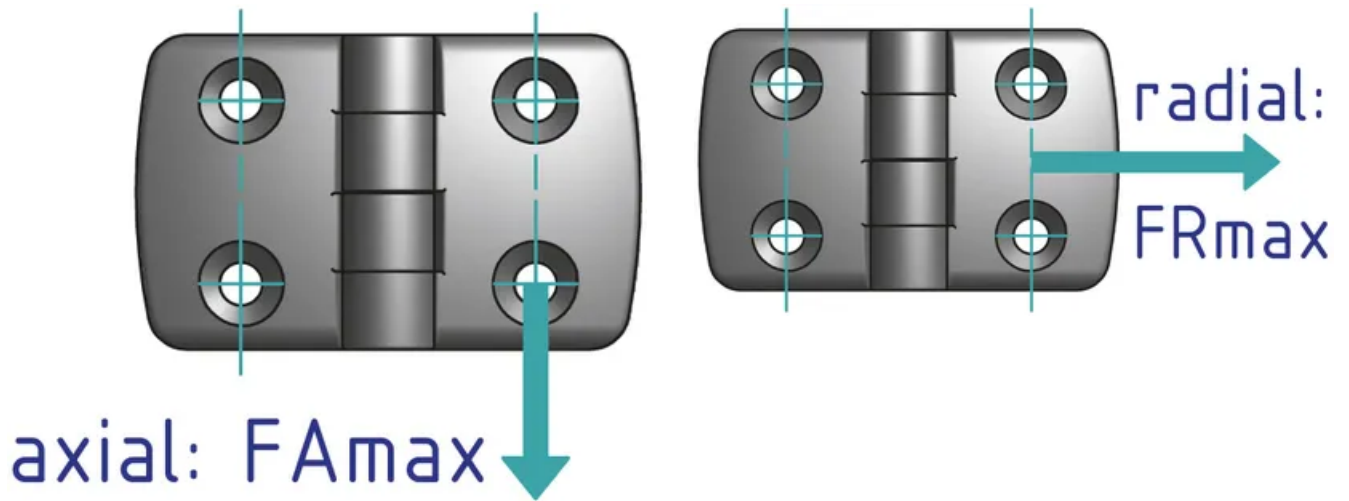
On-site mount: Mount, slot 6: 4× M6 × 12 cheese head screw (DIN6912) 4× slot nut.

Colour: Black

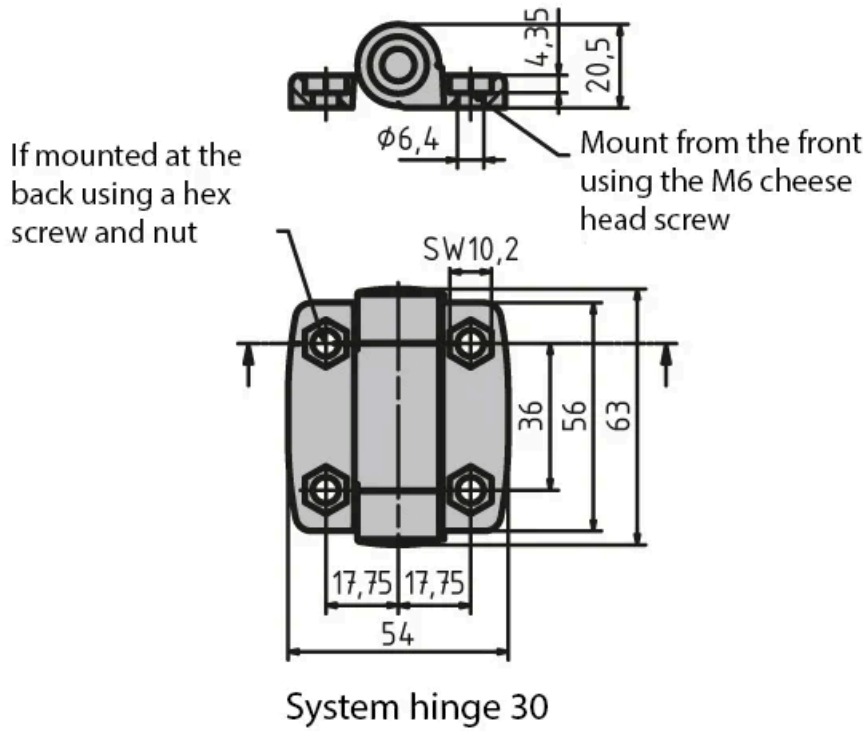
**System:** 30 - Slot 6; 40 - Slot 8

**Type:** Hinges





## General Data



Designation	Description	F <sub>Amax</sub> (N)	F <sub>Rmax</sub> (N)
RA5314	Hinge system 30 & 40 with catch	350	400