

## Wide Block Type LC

Standard block with flange. Available in different accuracy classes and preload options.

Very high load capacity, stiffness and precision.

Dimensions in mm. (According to the DIN 645/I standards.)

Lead time/availability in the table below are only indications. Choice of preload and accuracy class will affect lead time. Please contact us for exact delivery time for your request.


Higher accelerations and speeds than listed below are possible according to preload, load, lubrication and assembly position values. In these cases, please contact us for advice.

**Max. Operating Speed (m/s):** 3

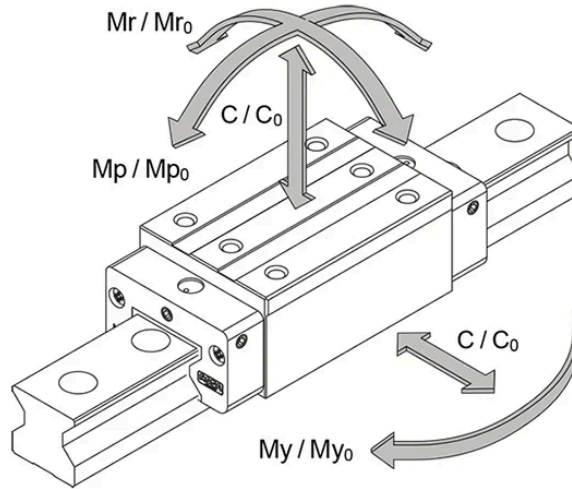
**Max. Acceleration (m/s<sup>2</sup>):** 50

**Temperature range (°C):** -10 °C to +80

**Material:** Hardened alloy steel blocks with rollers of hardened bearing steel. Plastic parts.



## General Data

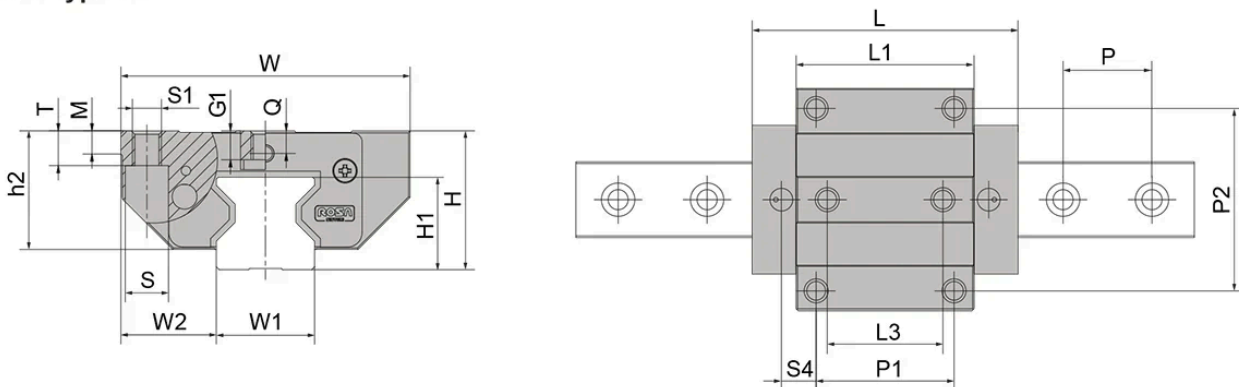


Designation	Dynamic Load Capacity C (N)	Static Load Capacity C0 (N)	Static Moment Mr0 (Nm)	Static Moment Mp0 (Nm)	Static Moment My0 (Nm)
RMG25LC	28700	57600	863	570	570
RMG35LC	53300	99000	2192	1235	1235
RMG45LC	95000	184000	5070	2979	2979
RMG55LC	132600	256000	8707	4981	4981
RMG65LC	212000	414000	15780	10140	10140

Designation	Dynamic Moment Mr (Nm)	Dynamic Moment Mp (Nm)	Dynamic Moment My (Nm)
RMG25LC	431	285	285
RMG35LC	1179	674	674
RMG45LC	2617	1538	1538
RMG55LC	4503	2576	2576
RMG65LC	8100	5210	5210

## Dimensions

### Block type LC



Designation	L	H	W	L1	L3	H1	h2	W1	W2
RMG25LC	90.2	36	70	62	40	24.5	29.5	23	23.5

Designation	L	H	W	L1	L3	H1	h2	W1	W2
RMG35LC	119.3	48	100	80	52	32	41	34	33
RMG45LC	147.3	60	120	101.3	60	40	50	45	37.5
RMG55LC	173	70	140	120	70	48	57	53	43.5
RMG65LC	221.8	90	170	159.8	82	55	78	63	53.5

Designation	S1	S4	Q	S	T	G1	Hole Pitch (P)	P1	P2	M
RMG25LC	M8	14	5.5	11	9	6.5	30	45	57	7.5
RMG35LC	M10	15.5	7.9	15	12	10	40	62	82	8
RMG45LC	M12	17.6	8	18	15	12	52.5	80	100	10
RMG55LC	M14	21.5	9	20	18	13.5	60	95	116	12
RMG65LC	M16	36.9	15	23	22	19.5	75	110	142	15.5