

PSD 41 - Shaft 8 mm hollow

- Software features: spindle compensation drive, increased breakaway performance, synchronized run
- Software modules for IO-Link: changeover of parameter set, target speed in process data and modulo function
- Protection of internal electronics against manual operation
- Space-saving, compact design
- Optional rotatable actuator housing
- Galvanically separated supply voltages between control and motor and bus
- Precise position feedback thanks to an absolute measurement system without battery
- Optional gearbox for more torque
- Address may be set using the bus or an address switch (not for IO-Link)
- Status LEDs visible from the outside



Self-holding torque below at approx. 60 mA supply current and 0.5 A phase current, currentless 0 Nm.

Dimensions in mm.

See link Manual(s) for documentation and software.

Contact us for CAD-files.

Type: Vertical

Nominal Torque (Nm): 0.8; 3

Nominal Speed (rpm): 50; 200

Nominal Voltage (V DC): 24 ($\pm 10\%$)

Nominal Current (A): 2.0

Output Shaft (mm): 8

Output Shaft Type: Hollow

Rotation Shaft / Housing: Direct or 0°; 90°; 180°; 270°

BUS Communication: Can Open (CA); IO-Link (IO); ProfiNet (PN); EtherCat (EC); Ethernet IP (EI)

Electrical connection: 0: Standard

Protection Class: IP50; IP65

Motor: Stepper motor

Supply Voltage: 24 V DC $\pm 10\%$ galvanically separated between motor and control

Measurement System: Absolute without battery

Accuracy: " $\pm 0.7^\circ$ for versions with gearbox; $\pm 1.8^\circ$ for versions without gearbox"

Intermittence: Start-up duration up to 50%

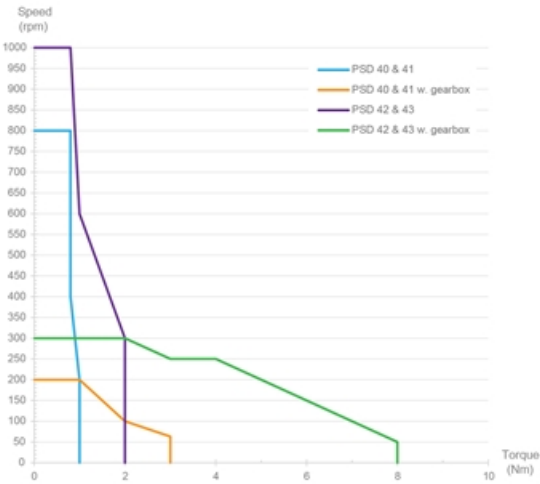
Manual Adjustment: No

Brake: No



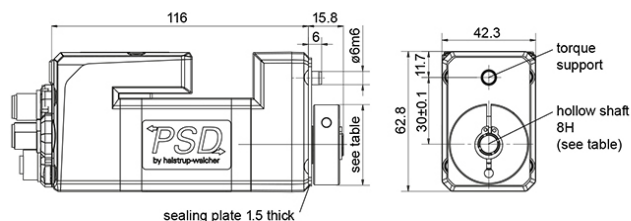
PSD 41 - Shaft 8 mm hollow

Performance Curve - Direct Drives PSD

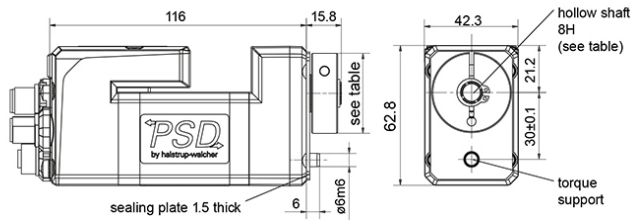


General Data

PSD 411-8H (hollow shaft, 1 Nm)



PSD 413-8H (hollow shaft, 3 Nm)



Hollow shaft	Tolerance	Plug depth	ϕ Clamp ring	Cylinder screw
$\phi 8$	H9	20	36	DIN 912 M4 x 16

Designation	Nominal Torque (Nm)	Nominal Speed (rpm)	Nominal Current (A)	Self-holding Torque (Nm)	Max. Speed (rpm)
PSD 411-8H	0.8	200	2.0	0.4	500
PSD 413-8H	3	50	2.0	1.5	200

Designation	Positioning Range (rot.)
PSD 411-8H	4026
PSD 413-8H	986