

## Linear Unit MTJ 65

The MTJ linear units have toothed belt drive and compact dimensions to provide high performance features such as high speed and good accuracy.

The unit MTJ have a pre-tensioned steel reinforced AT polyurethane timing toothed belt.

In conjunction with a zero-backlash drive pulley high moments with alternating loads with good positioning accuracy, low wear and low noise can be realized.

All parts in the profile are protected from dust and other contaminations. As corrosion-resistant protection strip is available as option.

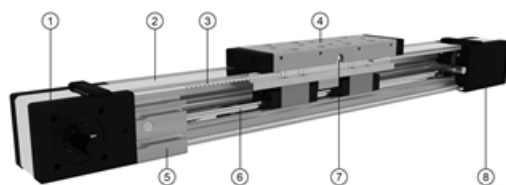
**Modulus of Elasticity:**  $E = 70000 \text{ N / mm}^2$

**Operating Temperature (°C):**  $0 \sim +60$  For operating temperature out of the presented range, please contact Rollco.

**Duty Cycle:** 100%

**Max. Acceleration (m/s<sup>2</sup>):** 50 (Optional, acceleration up to  $70 \text{ m/s}^2$  possible if used without INOX seal strip)

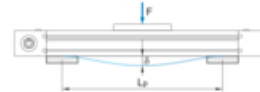
**Max. Travel Speed (m/s):** 1.5 (Optional, travel speed up to  $6 \text{ m/s}$  possible if used without INOX seal strip)



1. Drive block with pulley
2. Corrosion-resistant protection strip (available also without protection strip)
3. AT polyurethane toothed belt with steel tension cords
4. Carriage with built in magnets
5. Aluminium profile-hard anodized
6. Linear ball guideway
7. Central lubrication port, both sides
8. Tension end with integrated belt tensioning system


### Deflection of the linear unit

#### Fixed - fixed mounting



- $\delta$  Maximum deflection of the linear unit [mm]  
 $\delta_{max}$  Maximum permissible deflection of the linear unit [mm]  
 $F$  Applied force [N]  
 $L_p$  Unsupported profile length [mm]

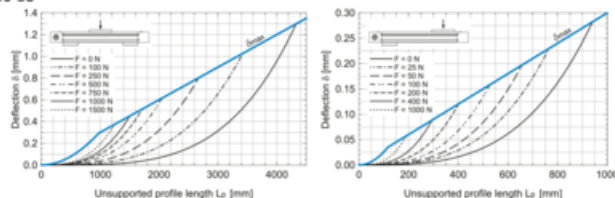
#### Fixed - free mounting



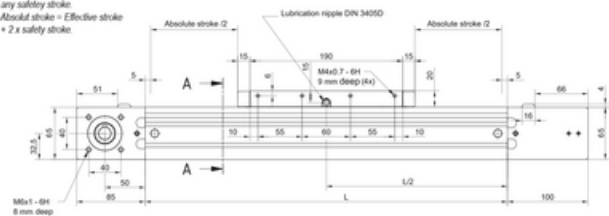
The maximum permissible deflection  $\delta_{max}$  must not be exceeded. In the case that maximum deflection  $\delta$  exceeds the maximum permissible deflection  $\delta_{max}$  additional profile supports are needed.

### Deflection of the linear unit

#### MTJ 65



- ① The linear units do not include any safety stroke  
 Absolute stroke = Effective stroke  
 + 2 x safety stroke



- ① Journal with or without keyway ① All dimensions in mm. Drawings scales are not equal

④ The linear units do not include any safety stroke.  
 $\text{Absolute stroke} = \text{Effective stroke} + 2 \times \text{safety stroke}$



5 P9

Ø16 H7

Ø42 H7  
1,6 mm deep

Ø42 H7  
1,6 mm deep

Technical drawing of a shaft-hub assembly showing a shaft with a key and a hub with a keyway. The shaft has a diameter of 16 h7 and a key of 5 P9/h9. The hub has a bore diameter of 16 h7 and a keyway of 5 P9/h9. The key is 33 mm long. The hub has a bore diameter of 42 H7 and a keyway of 1.6 mm deep. The drawing includes a detail view of the key and keyway.

① The linear units do not include any safety stroke.  
 Absolut stroke = Effective stroke + 2 x safety stroke.

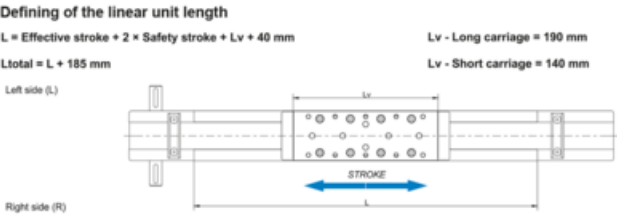
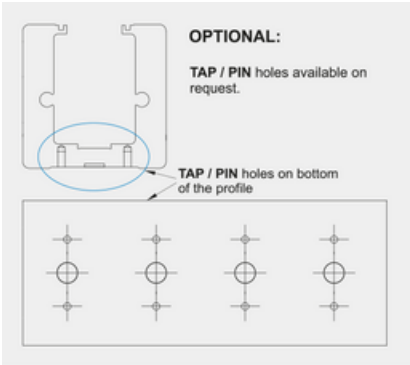


Technical drawing of a shaft-hub assembly. The top view shows a shaft with a diameter of  $\varnothing 16$  h7 and a hub with a bore diameter of  $\varnothing 42$  H7. The shaft has a length of 85 mm. The hub has a total length of 65 mm, with a central bore length of 40 mm. The shaft is secured with a lock nut (M6x1 - 6H, 8 mm deep) and a lock washer. The bottom view shows the shaft with a diameter of  $\varnothing 16$  h7 and the hub with a bore diameter of  $\varnothing 42$  H7. The shaft has a length of 85 mm. The hub has a total length of 65 mm, with a central bore length of 40 mm. The shaft is secured with a lock nut (M6x1 - 6H, 8 mm deep) and a lock washer.

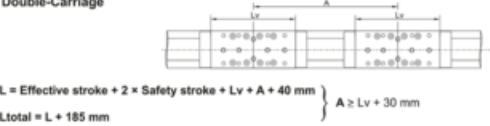
① Journal with or without keyway.

[illegible]

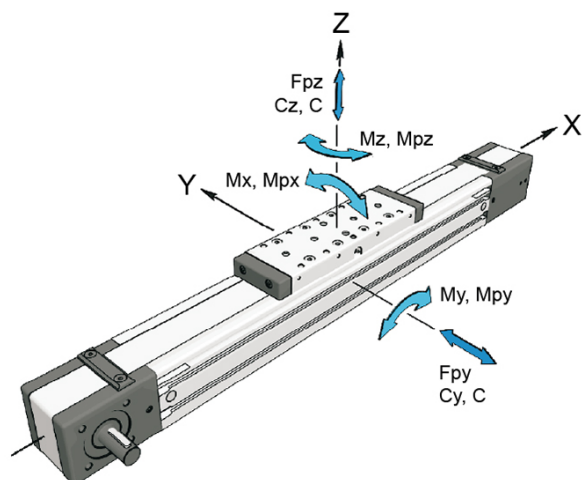
# Linear Unit MTJ 65



## Double-Carriage



## General data



For lengths/stroke over the stated value in the table, please contact Rollco. Values for max. stroke are not valid for double carriage (equation of defining the linear unit length for particular size of the linear unit needs to be used).

For minimum stroke below the stated value in the table, please contact Rollco.

### Recommended values of loads

All the data of static and dynamic moments and load capacities stated in the table are theoretical without considering any safety factor. The safety factor depends on the application and its requested safety. We recommend a minimum safety factor ( $f_s = 5.0$ ).

### Modulus of elasticity

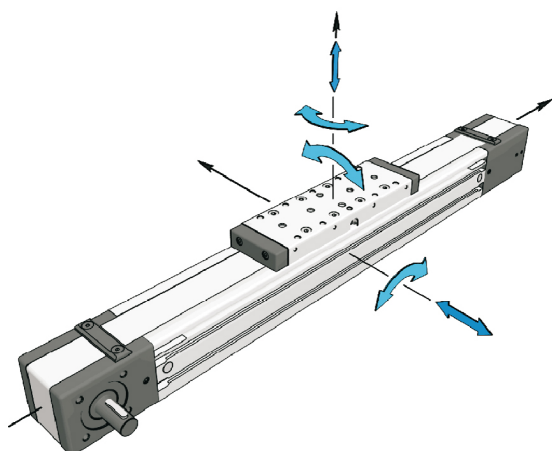
$E = 70000 \text{ N / mm}^2$

Designation	Carriage Length $L_v$ (mm)	Dynamic Moment $M_x$ (Nm)	Dynamic Moment $M_y$ (Nm)	Dynamic Moment $M_z$ (Nm)	Dynamic Load Capacity $C$ (N)
MTJ 65 S	140	79	59	59	9900
MTJ 65 L	190	158	1025	1025	19800

Designation	Static Load Capacity $C_0$ (N)	Max. Permissible Loads Forces $F_{py}$ (N)	Max. Permissible Loads Forces $F_{pz}$ (N)	Max. Permissible Loads Moments $M_{px}$ (Nm)	Max. Permissible Loads Moments $M_{py}$ (Nm)	Max. Permissible Loads Moments $M_{pz}$ (Nm)
MTJ 65 S	17500	3270	5100	34	34	34
MTJ 65 L	35000	6540	10190	60	530	340

Designation	Moved Mass (kg)	Max. Repeatability (mm)	Max. Length $L_{max}$ (mm)	Max. Stroke (mm)	Min. Stroke (mm)
MTJ 65 S	1	$\pm 0.08$	6000	5820	40
MTJ 65 L	1.45	$\pm 0.08$	6000	5770	40

## General data double carriage



A - Distance between carriages.

Max. travel speed and max. acceleration of linear unit with the corrosion-resistant protection strip is 1,5 m/s and 50 m/s<sup>2</sup> respectively.

The stated values are for strokes up to 500 mm. No load torque value increases with stroke elongation.

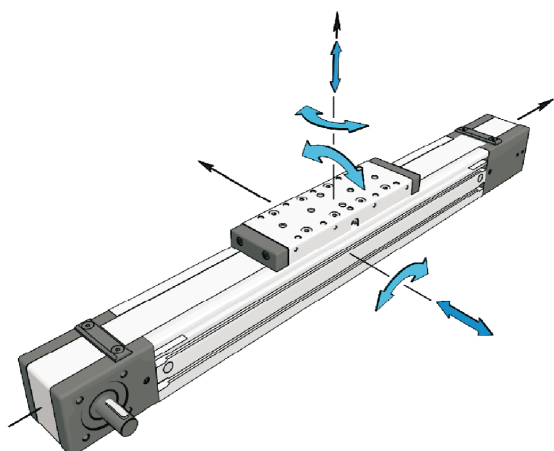
Max. acceleration (m/s<sup>2</sup>): 70

For acceleration over the stated value, please contact Rollco.

Designation	Carriage version	Dynamic Load Capacity C (N)	Static Load Capacity C0 (N)	Dynamic Moment Mx (Nm)	Dynamic Moment My (Nm)
<b>MTJ 65 S</b>	S2	19800	35000	158	9.9 × A (mm)
<b>MTJ 65 L</b>	L2	39600	70000	316	19.8 × A (mm)

Designation	Dynamic Moment Mz (Nm)	Max. Permissible Loads Forces Fpy (N)	Max. Permissible Loads Forces Fpz (N)	Max. Permissible Loads Moments Mpx (Nm)	Max. Permissible Loads Moments Mpy (Nm)	Max. Permissible Loads Moments Mpz (Nm)
<b>MTJ 65 S</b>	9.9 × A (mm)	6540	10190	68	5.1 × A (mm)	3.3 × A (mm)
<b>MTJ 65 L</b>	19.8 × A (mm)	13080	20380	120	10.2 × A (mm)	6.5 × A (mm)

## Drive data



Max. travel speed and max. acceleration of linear unit with the corrosion-resistant protection strip is 1,5 m/s and 50 m/s<sup>2</sup> respectively.

The stated values are for strokes up to 500 mm. No load torque value increases with stroke elongation.

Max. acceleration (m/s<sup>2</sup>): 70

For acceleration over the stated value, please contact Rollco.

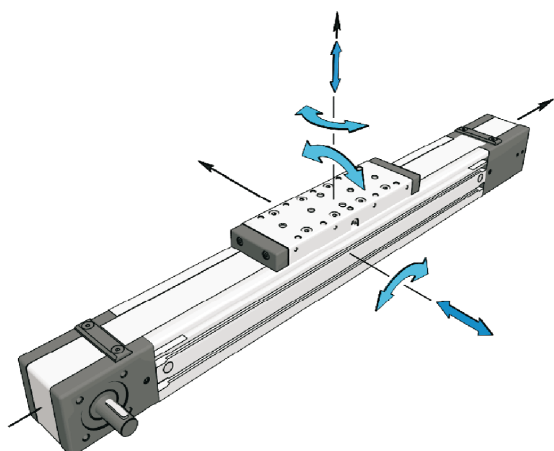
Mass calculation does not include mass of motor, reduction gear, switches and clamps.

<b>Abs. stroke</b>	Absolute stroke [mm]
<b>A</b>	Distance between carriages [mm]
<b>nc</b>	Number of carriages

Designation	Max. Drive Torque Ma (Nm)	No Load Torque with Strip (Nm)	No Load Torque without Strip (Nm)	Pulley Drive Ratio (mm/rev)	Pulley Diameter
<b>MTJ 65 S</b>	13.1	1.1	0.8	165	52.52
<b>MTJ 65 L</b>	13.1	1.2	0.9	165	52.52

Designation	Belt Type	Belt Width	Max. Force Transmitted by Belt (N)	Specific Spring Constant Cspec (N)	Planar Moment of Inertia Iy (cm <sup>4</sup> )	Planar Moment of Inertia Iz (cm <sup>4</sup> )
<b>MTJ 65 S</b>	AT5	32	500	600000	59.7	74.4
<b>MTJ 65 L</b>	AT5	32	500	600000	59.7	74.4

## Mass and Mass moment



Max. travel speed and max. acceleration of linear unit with the corrosion-resistant protection strip is 1,5 m/s and 50 m/s<sup>2</sup> respectively.

The stated values are for strokes up to 500 mm. No load torque value increases with stroke elongation.

Max. acceleration (m/s<sup>2</sup>): 70

For acceleration over the stated value, please contact Rollco.

Mass calculation does not include mass of motor, reduction gear, switches and clamps.

<b>Abs. stroke</b>	Absolute stroke [mm]
<b>A</b>	Distance between carriages [mm]
<b>nc</b>	Number of carriages

Designation	Mass of Linear Unit (kg)	Mass Moment of Inertia (10 <sup>-5</sup> kg m <sup>2</sup> )	Planar Moment of Inertia I <sub>y</sub> (cm <sup>4</sup> )	Planar Moment of Inertia I <sub>z</sub> (cm <sup>4</sup> )	Moved Mass (kg)
<b>MTJ 65 S</b>	$4.0 + 0.0055 \times (\text{Abs. Stroke} + (\text{nc} - 1) \times A) + 1.0 \times (\text{nc} - 1)$	$98.4 + 0.0154 \times (\text{Abs. Stroke} + (\text{nc} - 1) \times A) + 69.0 \times (\text{nc} - 1)$	59.7	74.4	1
<b>MTJ 65 L</b>	$4.6 + 0.0055 \times (\text{Abs. Stroke} + (\text{nc} - 1) \times A) + 1.45 \times (\text{nc} - 1)$	$130.1 + 0.0154 \times (\text{Abs. Stroke} + (\text{nc} - 1) \times A) + 100.0 \times (\text{nc} - 1)$	59.7	74.4	1.45